



WINTER COLLECTION - 2018

ALL WEATHER/ALPINE/NORDIC
CAR/CUV/SUV/VAN

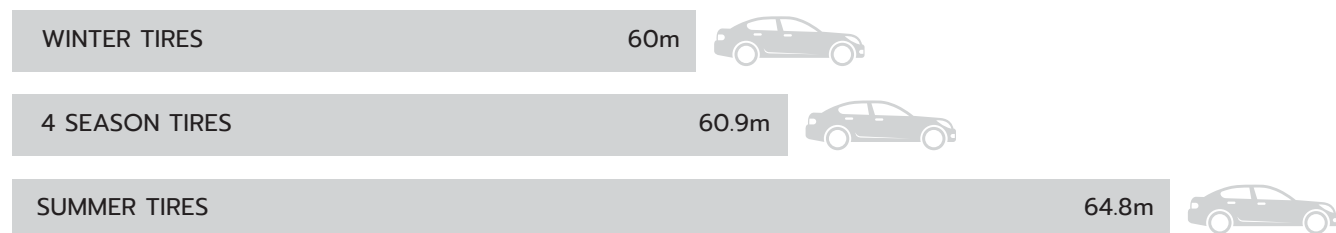
INDEX

WINTER COLLECTION OVERVIEW	01
WINTER TECHNOLOGY	03
ALL WEATHER COLLECTION	
<hr/>	
DIMAX 4 SEASON	05
ARGONITE 4 SEASON ^{RV-4S}	06
WINTER ALPINE COLLECTION	
<hr/>	
DIMAX WINTER SPORT	07
CENTIGRADE	08
CENTIGRADE PLUS	09
ARGONITE WINTER SPORT	10
CENTIGRADE CARGO	11
WINTER NORDIC COLLECTION	
<hr/>	
RW-5 ^{ICE/ICE SUV}	12
PRODUCT OVERVIEW	13
SIZES AND SPECIFICATIONS	14
LIMITED WARRANTY	22
LEGEND	23

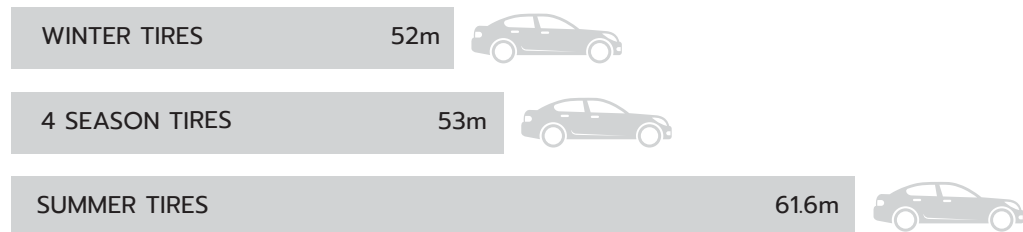
WINTER COLLECTION OVERVIEW

As the winter season approaches and temperatures begin to drop consistently below 45°F, summer tire tread compounds begin to get stiffer and are no longer able to provide the same wet braking performance and safety as they do in the summer months. This is when drivers need to change to winter tires. Studies have shown that on wet roads below 45°F, summer tires can lose nearly 20% of their wet braking performance compared to wet braking at 59°F.

BRAKING ON WET ROADS BELOW 45°F



BRAKING ON ICY ROADS



Radars offer ranges of seasonal tires that are designed with the optimal combination of specifically formulated tread compounds, tread designs and constructions to provide drivers with the performance, safety and comfort they can count on in all conditions. All our 4 season and winter sizes carry the Mud and Snow (M+S) marking and the Three Peak Mountain Snowflake (3PMSF) symbol which make them officially approved for winter use. In order to be eligible for a 3PMSF symbol the tire has to pass specific snow braking and traction tests to confirm that they can take on extreme and demanding winter conditions.

4 SEASON

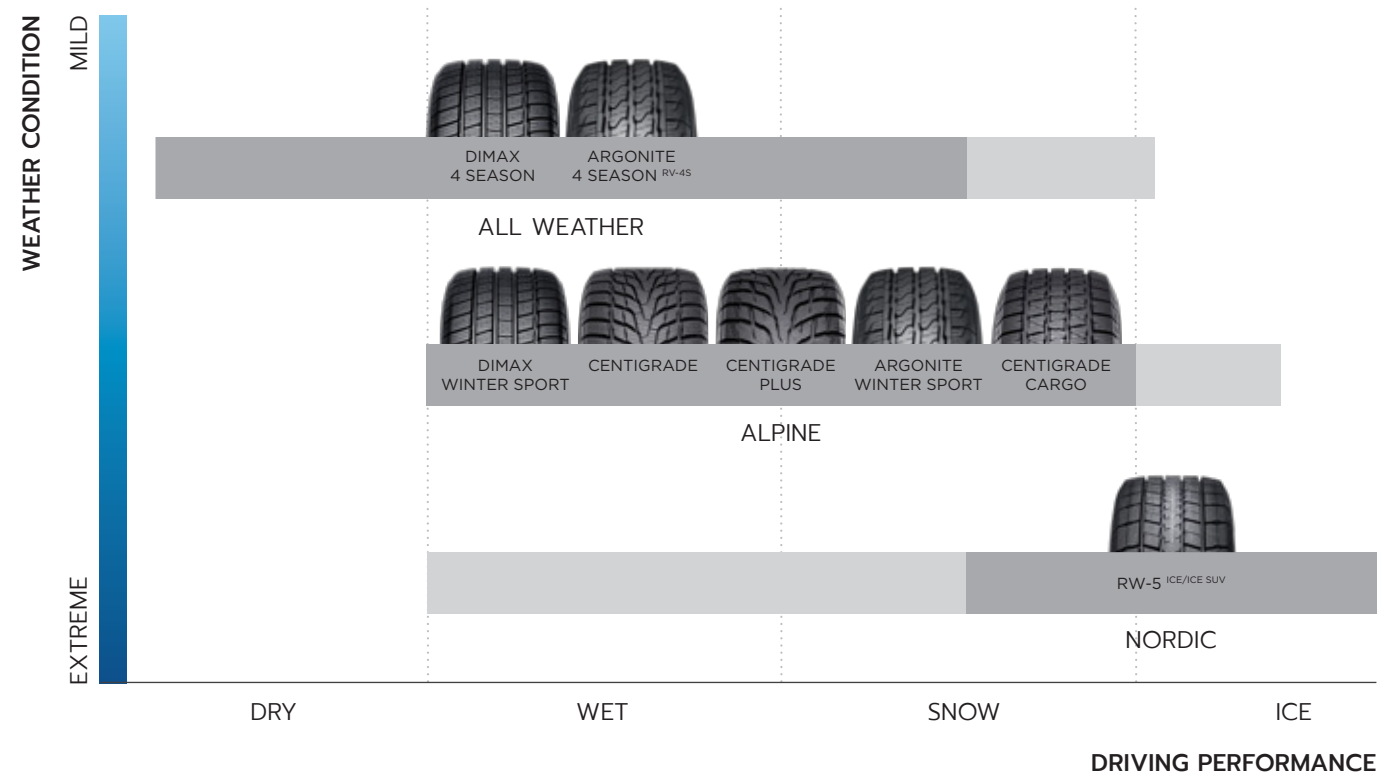
This is one of our most versatile winter ranges as it offers the combined qualities of both summer and winter tires making them suitable for year-round use. This range is designed to provide performance and mileage in any weather that is encountered on a journey, from summer, wet, slush and snow conditions.

WINTER SPORT & CENTIGRADE

These two collections are specifically designed for temperatures below 45°F for several months of the year. These tires are able to significantly grip better in wet, slush, snow and icy conditions and offer safety and performance in all cold weather conditions.

WINTER ICE

As the name suggests this collection is engineered for places where temperatures fall below 14°F and remain covered with snow and ice for most months of the year. These tires grip well on ice and hard packed snow providing enhanced safety and traction.



WINTER COMPOUND TECHNOLOGY

Our 4 season and winter tires feature technologically advanced tread compounds which are formulated to keep the tire flexible across a range of winter conditions including sub-freezing temperatures. It is this flexibility at freezing/sub-freezing temperatures that allows the tire to grip in wet, slush, snow and ice. Radar Tires uses these specially formulated compounds across its range of cold weather tires:

ALL WEATHER

Featuring in our 4 Season ranges the All-Weather compounds use a dual compound technology that is formulated to work in both hot summer conditions and cold winter conditions. This compound has medium consistency as compared to a rigid summer compound and a softer winter compound which makes it ideal for year-round use.

ALPINE

Featuring in our Winter Sport and Centigrade ranges, our Alpine compounds are formulated to remain flexible even at freezing winter temperatures which provide an enhanced grip on wet, slush and snow conditions ensuring good traction and braking performance.

NORDIC

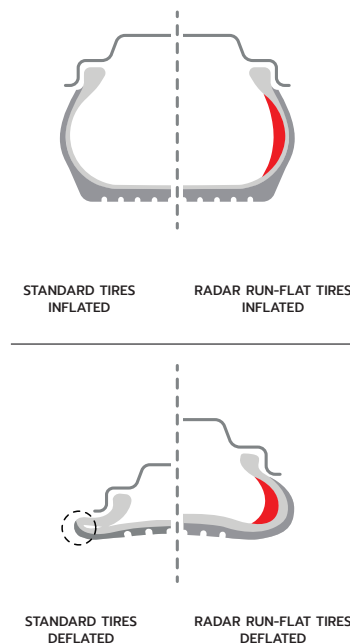
Featuring in our Winter Ice ranges, our Nordic compounds have been tested for temperatures as low as -49°F. These compounds are specifically designed to keep the tire flexible at extremely low negative temperatures ensuring maximum grip on ice and hard packed snow.

RUN-FLAT WINTER TECHNOLOGY

Radar Run-Flat winter tires are engineered to provide safety and greater control of your car following a puncture or a blow-out. These tires feature self-supporting sidewall inserts which allow you to maintain control of your car and drive safely to your destination or the nearest tire shop without having to change your tire. Our Run-Flat tires are designed for replacement of O.E. Run-Flat tires on vehicles that are equipped with run-flat tire systems (including TPMS) only.

KEY BENEFITS

- In a run-flat condition they can go up to 50 miles at maximum speeds of 50 mph
- Latest technology sidewall inserts prevent overheating and provide stiffness to support the vehicle's weight in a flat condition
- Latest pattern, profile, construction and materials ensure good handling performance and a comfortable ride under normal conditions





STANDARD TIRES VS RADAR RUN-FLAT TIRES

DIMAX® 4 SEASON

The Dimax 4 Season is the new and innovative all-weather tire range designed for drivers living in urban areas, who need a versatile mobility solution all year round. All sizes have the Three Peak Mountain Snowflake symbol (3PMSF) and are officially approved for winter use.



KEY FITMENTS CAR/CUV/SUV/RUN-FLAT	
SIZE SUMMARY Rim: 14-21 Width: 155-295 Aspect Ratio: 35-70 Speed Rating: H, V, W Load Range: SL, XL, RFT	UTQG 360 A A
	MARKINGS M+S 
	

SAFETY IN EVERY WEATHER CONDITION

- Dual compound technology that keeps the tire flexible in both hot summer weather and cold winter temperatures.

UNIQUE TREAD PATTERN FOR PERFORMANCE

- Asymmetric tread pattern with four circumferential grooves provides aquaplaning resistance on wet roads and high density sipes provide exceptional grip on wet, slush and snow.



QUIET RIDE

- Optimized casing profile and pitch sequence ensure a quieter ride.

ARGONITE® 4 SEASON ^{RV-4S}

The Argonite 4 Season ^{RV-4S} is an All-Weather van tire designed for year-round use. Developed and engineered for light commercial vehicles, this tire is the ideal choice for drivers seeking excellent handling, high mileage, high load carrying capability, low rolling resistance and great performance in all weather conditions. All sizes have the Three Peak Mountain Snowflake symbol (3PMSF) and are officially approved for winter use. Available in a variety of fitments for small, medium and large vans.



KEY FITMENTS VAN	
SIZE SUMMARY Rim: 15-17 Width: 195-235 Aspect Ratio: 55-75 Speed Rating: R, S, T, H Load Range: SL	UTQG -
	MARKINGS M+S 
	

SAFETY IN ALL WEATHER CONDITIONS

- Symmetric tread pattern with three circumferential grooves provides aquaplaning resistance on wet roads and high density sipes provide exceptional grip on wet, slush and snow.

OPTIMAL TRACTION IN ALL SEASONS

- Unique dual compound technology that keeps the tire flexible in both hot summer weather and cold winter temperatures.



REINFORCED FOR ROBUSTNESS

- Reinforced construction using the latest materials and techniques provides stability and high load carrying capability.

DIMAX® WINTER SPORT

The Dimax Winter Sport is the Alpine winter tire range designed for modern high-end premium vehicles. This range has been designed to achieve maximum safety, control and performance in all winter weather conditions.



KEY FITMENTS CAR/CUV/SUV/RUN-FLAT	
SIZE SUMMARY Rim: 16-21 Width: 195-295 Aspect Ratio: 35-70 Speed Rating: H, V, W Load Range: SL, XL, RFT	UTQG -
MARKINGS M+S 	
 WINTER ALPINE COMPOUND	

SAFETY IN ALL WINTER CONDITIONS

- Advanced Silica filled winter tread compound that keeps the tire flexible even in freezing conditions allowing the tread to grip better in wet, slush and snow.

CONTROL AND DRIVING PRECISION

- A combination of high density sipes and lateral grooves provides efficient water clearance and hydroplaning resistance in cold weather conditions.



MAXIMUM DRIVING COMFORT

- Optimized casing profile and computer optimized pitch sequence ensures a quiet and comfortable ride.

CENTIGRADE™

The Centigrade range has been developed to meet the needs of the winter driver in terms of safety and performance on all road surfaces encountered during winter months. This range has been developed to achieve maximum safety and control in all winter conditions.



KEY FITMENTS CAR/CUV	
SIZE SUMMARY Rim: 14-17 Width: 165-225 Aspect Ratio: 50-70 Speed Rating: T, H, V Load Range: SL, XL	UTQG -
MARKINGS M+S 	
 WINTER ALPINE COMPOUND	

SAFETY IN ALL WINTER CONDITIONS

- High density sipes provide increased flexibility and traction for additional grip on snow whilst the block geometry provides good dry and wet braking.

CONTROL AND DRIVING PRECISION

- The directional design provides high level of traction on snow even in the most severe conditions.



MAXIMUM DRIVING COMFORT

- Optimized casing profile and computer optimized pitch sequence ensure a quiet and comfortable ride.

CENTIGRADE™ PLUS

The Centigrade Plus is the latest addition to the Centigrade range and has been developed to meet the needs of the winter driver in terms of safety and performance on all road surfaces encountered during winter months. It has been developed to achieve maximum safety and control in all winter conditions.



KEY FITMENTS CAR/CUV/SUV	
SIZE SUMMARY	UTQG
Rim: 16-19	-
Width: 215-265	
Aspect Ratio: 40-70	
Speed Rating: H, V	
Load Range: SL, XL	
MARKINGS	
M+S 	
	

SAFETY IN ALL WINTER CONDITIONS

- High density sipes provide increased flexibility and traction for additional grip on snow whilst the block geometry provides good dry and wet braking.

CONTROL AND DRIVING PRECISION

- The directional design provides high level of traction on snow even in the most severe conditions.



MAXIMUM DRIVING COMFORT

- Optimized casing profile and computer optimized pitch sequence ensure a quiet and comfortable ride.

ARGONITE® WINTER SPORT

The Argonite Winter Sport has been developed to offer drivers excellent mileage, safety and regular wear in wet and winter conditions. Featuring a winter specific tread pattern, an enhanced profile and an all new tread compound to provide it with all the attributes drivers are looking for in a premium winter van tire.



KEY FITMENTS VAN	
SIZE SUMMARY	UTQG
Rim: 15-17	-
Width: 195-235	
Aspect Ratio: 55-75	
Speed Rating: R, S, T, H	
Load Range: SL	
MARKINGS	
M+S 	
	

SAFETY IN ALL WINTER CONDITIONS

- Specially formulated Silica tread compound provides maximum safety on wet, slush and snow.

CONTROL AND STABLE HANDLING

- The enhanced tread profile combined with the innovative tread design provides safety on both urban streets and country roads in all winter conditions.



HIGH LOAD CARRYING CAPACITY

- Reinforced construction using the latest materials and techniques provides stability and high load carrying capability.

CENTIGRADE™ CARGO

The Centigrade Cargo has been specifically designed for light commercial applications and provides drivers improved performance in all winter conditions, even wear and high load carrying capability.



KEY FITMENTS VAN	
SIZE SUMMARY	UTQG
Rim: 15-16	-
Width: 185-235	
Aspect Ratio: 65-75	
Speed Rating: R	
Load Range: SL	
MARKINGS	
M+S 	
 WINTER ALPINE COMPOUND	

SAFETY IN ALL WINTER CONDITIONS

- Specially formulated Silica tread compound combined with advanced zig-zag sipes provides maximum safety on wet, slush and snow.

CONTROL AND STABLE HANDLING

- Optimized tread design with higher block edge density significantly boosts traction when braking and cornering on wet, slush and snow conditions.



HIGH LOAD CARRYING CAPABILITY

- Reinforced construction using the latest materials and techniques provides stability and high load carrying capability.

RW 5 ICE/ICE SUV

The RW-5 ICE/ICE SUV is specifically designed for those who drive in extreme Nordic winter conditions. This studless range is an ideal choice for drivers looking for a high level of stability and control with superior driving comfort. It is specifically developed for owners of city/medium cars, premium sedans and SUVs.



KEY FITMENTS CAR/CUV/SUV	
SIZE SUMMARY	UTQG
Rim: 13-19	-
Width: 155-265	
Aspect Ratio: 45-75	
Speed Rating: R, T	
Load Range: SL, XL	
MARKINGS	
M+S 	
 WINTER NORDIC COMPOUND	

SAFETY IN ALL WINTER CONDITIONS

- Super soft compounds that remain flexible even in extreme winter conditions combined with high sipe density allows better traction and braking safety.

ENHANCED GRIP ON ICE

- Zig-zag shaped sipes provide biting edges for increased mechanical grip on ice.

MAXIMUM TRACTION ON SNOW

- High Density sipes combined with an increased footprint and improved pressure distribution allow for better snow retention and grip on hard packed snow.

PRODUCT OVERVIEW

ALL WEATHER



DIMAX 4 SEASON
CAR/CUV/SUV/RUN-FLAT



ARGONITE 4 SEASON RV-4S
VAN

WINTER ALPINE



DIMAX WINTER SPORT
CAR/CUV/SUV/RUN-FLAT



CENTIGRADE
CAR/CUV



CENTIGRADE PLUS
CAR/CUV/SUV



ARGONITE WINTER SPORT
VAN



CENTIGRADE CARGO
VAN

WINTER NORDIC



RW-5 ICE/ICE SUV
CAR/CUV/SUV

ALL WEATHER 4 SEASON

SIZE	LI./SR.	L.R.	APPROVED RIM	O.D.(in)	O.W.(in)	T.D.(1/32")	UTQG	AVAIL.
------	---------	------	--------------	----------	----------	-------------	------	--------

DIMAX 4 SEASON | RUN-FLAT | CAR/CUV/SUV

Ø 20								
255/45ZRF20	105W	XL, RFT	8.0-(8.5)-9.5	29.1	10.0	10.7	360 A A	*

Ø 19								
255/50ZR19	107W	XL, RFT	7.0-(8.0)-9.0	29.0	10.4	10.7	360 A A	*
255/55ZRF19	111W	XL, RFT	7.0-(8.0)-9.0	30.0	10.4	10.7	360 A A	*

Ø 18								
225/60ZRF18	104W	XL, RFT	6.0-(6.5)-8.0	28.6	9.1	10.7	360 A A	*
235/50ZRF18	101W	XL, RFT	6.5-(7.5)-8.5	27.3	9.6	10.7	360 A A	*
245/45ZRF18	100W	XL, RFT	7.5-(8.0)-9.0	26.7	9.6	10.7	360 A A	
245/50ZRF18	100W	XL, RFT	7.0-(7.5)-8.5	27.7	10.0	10.7	360 A A	
255/55RF18	109V	XL, RFT	7.0-(8.0)-9.0	29.0	10.4	10.7	360 A A	*

Ø 17								
205/45ZRF17	88W	XL, RFT	6.5-(7.0)-7.5	24.3	8.1	10.7	360 A A	*
205/50RF17	89V	RFT	5.5-(6.5)-7.5	25.1	8.4	10.7	360 A A	
205/55RF17	91V	RFT	5.5-(6.5)-7.5	25.9	8.4	10.7	360 A A	
225/45ZRF17	94W	XL, RFT	7.0-(7.5)-8.5	25.0	8.9	10.7	360 A A	
225/50ZRF17	94W	RFT	6.0-(7.0)-8.0	25.9	9.2	10.7	360 A A	
225/55ZRF17	97W	RFT	6.0-(7.0)-8.0	26.8	9.2	10.7	360 A A	
225/60RF17	99V	RFT	6.0-(6.5)-8.0	27.6	9.0	10.7	360 A A	*

Ø 16								
195/55RF16	87V	RFT	5.5-(6.0)-7.0	24.4	7.9	10.7	360 A A	
205/55RF16	91V	RFT	5.5-(6.5)-7.5	24.9	8.4	10.7	360 A A	
205/60RF16	92H	RFT	5.5-(6.0)-7.5	25.7	8.2	10.7	360 A A	

DIMAX 4 SEASON | CAR/CUV/SUV

Ø 21								
295/35ZR21	107W	XL	10.0-(10.5)-11.5	29.1	11.9	10.7	360 A A	

Ø 20								
255/45ZR20	105W	XL	8.0-(8.5)-9.5	29.1	10.0	10.7	360 A A	
255/50ZR20	109W	XL	7.0-(8.0)-9.0	30.1	10.4	10.7	360 A A	

Ø 19								
235/35ZR19	91W	XL	8.0-(8.5)-9.5	25.5	9.4	10.7	360 A A	*
235/55ZR19	105W	XL	6.5-(7.5)-8.5	29.2	9.4	10.7	360 A A	*
255/40ZR19	100W	XL	8.5-(9.0)-10.0	27.0	10.4	10.7	360 A A	*
255/50ZR19	107W	XL	7.0-(8.0)-9.0	29.0	10.4	10.7	360 A A	*
255/55ZR19	111W	XL	7.0-(8.0)-9.0	30.0	10.4	10.7	360 A A	

Ø 18								
215/55R18	99V	XL	6.0-(7.0)-7.5	27.3	8.7	10.7	360 A A	*
225/40ZR18	92W	XL	7.5-(8.0)-9.0	25.1	9.1	10.7	360 A A	
225/45ZR18	95W	XL	7.0-(7.5)-8.5	26.0	9.1	10.7	360 A A	*

* = Coming soon

ALL WEATHER
4 SEASON

SIZE	LI./S.R.	L.R.	APPROVED RIM	O.D.(in)	O.W.(in)	T.D.(1/32")	UTQG	AVAIL.
Ø 18								
225/55R18	102V	XL	6.0-(7.0)-8.0	27.7	9.1	10.7	360 A A	*
225/60ZR18	104W	XL	6.0-(6.5)-8.0	28.6	9.1	10.7	360 A A	*
235/50ZR18	101W	XL	6.5-(7.5)-8.5	27.3	9.6	10.7	360 A A	
235/55R18	104V	XL	6.5-(7.5)-8.5	28.1	9.6	10.7	360 A A	
235/60ZR18	107W	XL	6.5-(7.0)-8.5	29.1	9.4	10.7	360 A A	
245/40ZR18	97W	XL	8.0-(8.5)-9.5	25.7	9.6	10.7	360 A A	*
245/45ZR18	100W	XL	7.5-(8.0)-9.0	26.7	9.6	10.7	360 A A	
245/50ZR18	104W	XL	7.0-(7.5)-8.5	27.7	10.0	10.7	360 A A	
255/55ZR18	109W	XL	7.0-(8.0)-9.0	29.0	10.4	10.7	360 A A	
Ø 17								
205/45ZR17	88W	XL	6.5-(7.0)-7.5	24.3	8.1	10.7	360 A A	
205/50ZR17	93W	XL	5.5-(6.5)-7.5	25.1	8.4	10.7	360 A A	
205/55R17	95V	XL	5.5-(6.5)-7.5	25.9	8.4	10.7	360 A A	
215/45ZR17	91W	XL	(7.0)-8.0	24.6	8.4	10.7	360 A A	
215/50ZR17	95W	XL	6.0-(7.0)-7.5	25.5	8.5	10.7	360 A A	*
215/55ZR17	98W	XL	6.0-(7.0)-7.5	26.3	8.9	10.7	360 A A	
215/60R17	100H	XL	6.0-(6.5)-7.5	27.2	8.7	10.7	360 A A	
215/65R17	103V	XL	6.0-(6.5)-7.5	28.0	8.7	10.7	360 A A	*
225/45ZR17	94W	XL	7.0-(7.5)-8.5	25.0	8.9	10.7	360 A A	
225/50ZR17	98W	XL	6.0-(7.0)-8.0	25.9	9.2	10.7	360 A A	
225/55ZR17	101W	XL	6.0-(7.0)-8.0	26.8	9.2	10.7	360 A A	
225/60R17	103V	XL	6.0-(6.5)-8.0	27.6	9.0	10.7	360 A A	
225/65R17	102V		6.0-(6.5)-8.0	28.5	9.0	10.7	360 A A	
225/65R17	106V	XL	6.0-(6.5)-8.0	28.5	9.0	10.7	360 A A	*
235/45ZR17	94W		7.5-(8.0)-9.0	25.4	9.3	10.7	360 A A	
235/45ZR17	97W	XL	7.5-(8.0)-9.0	25.4	9.3	10.7	360 A A	
235/55ZR17	103W	XL	6.5-(7.5)-8.5	27.2	9.6	10.7	360 A A	
235/65R17	108V	XL	6.5-(7.0)-8.5	29.1	9.4	10.7	360 A A	
Ø 16								
195/55R16	91V	XL	5.5-(6.0)-7.0	24.4	7.9	10.7	360 A A	
205/55R16	94V	XL	5.5-(6.5)-7.5	24.9	8.4	10.7	360 A A	
205/60R16	96V	XL	5.5-(6.0)-7.5	25.7	8.2	10.7	360 A A	
215/55R16	97V	XL	6.0-(7.0)-7.5	25.3	8.9	10.7	360 A A	
215/60R16	99V	XL	6.0-(6.5)-7.5	26.1	8.7	10.7	360 A A	
215/65R16	102V	XL	6.0-(6.5)-7.5	27.0	8.7	10.7	360 A A	
215/70R16	100H		5.5-(6.5)-7.0	27.9	8.7	10.7	360 A A	
225/55R16	99V	XL	6.0-(7.0)-8.0	25.7	9.2	10.7	360 A A	
225/70R16	103H		6.0-(6.5)-7.5	28.4	9.0	11.3	360 A A	
235/60R16	100H		6.5-(7.0)-8.5	27.1	9.4	11.3	360 A A	
235/70R16	106H		6.0-(7.0)-8.0	29.0	9.4	11.3	360 A A	
Ø 15								
155/60R15	74V		(4.5)-5.5	22.3	6.2	10.5	360 A A	
165/65R15	81H		4.5-(5.0)-6.0	23.4	6.7	10.5	360 A A	
175/55R15	77V		5.0-(5.5)-6.0	22.6	7.2	10.5	360 A A	
175/65R15	88H	XL	(5.0)-6.0	24.0	7.0	10.5	360 A A	
185/55R15	86V	XL	5.0-(6.0)-6.5	23.0	7.6	10.7	360 A A	
185/60R15	88V	XL	5.0-(5.5)-6.5	23.7	7.4	10.7	360 A A	

* = Coming soon

ALL WEATHER
4 SEASON

SIZE	LI./S.R.	L.R.	APPROVED RIM	O.D.(in)	O.W.(in)	T.D.(1/32")	UTQG	AVAIL.
Ø 15								
185/65R15	92V	XL	5.0-(5.5)-6.5	24.4	7.4	10.7	360 A A	
195/50R15	86V	XL	5.5-(6.0)-7.0	22.7	7.9	10.7	360 A A	
195/55R15	85V		5.5-(6.0)-7.0	23.4	7.9	10.7	360 A A	
195/60R15	88V		5.5-(6.0)-7.0	24.2	7.9	10.7	360 A A	
195/65R15	95V	XL	5.5-(6.0)-7.0	25.0	7.9	10.7	360 A A	
Ø 14								
155/65R14	75H		(4.5)-5.5	22.0	6.2	10.5	360 A A	
165/65R14	79H		4.5-(5.0)-6.0	22.4	6.7	10.5	360 A A	
165/70R14	81H		4.0-(5.0)-5.5	23.1	6.7	10.5	360 A A	
175/65R14	82H		(5.0)-6.0	23.0	7.0	10.5	360 A A	
175/70R14	88H	XL	4.5-(5.0)-6.0	23.7	7.0	10.5	360 A A	
185/60R14	82H		5.0-(5.5)-6.5	22.8	7.4	10.7	360 A A	
ARGONITE 4 SEASON VAN								
Ø 17								
215/60R17C	109/107T		6.0-(6.5)-7.5	27.2	8.7	12.0		*
225/55R17C	109/107H		6.0-(7.0)-8.0	26.8	9.0	12.1		*
235/60R17C	117/115R		6.5-(7.0)-8.5	28.1	9.4	12.2		*
Ø 16								
195/65R16C	104/102R		5.5-(6.0)-7.0	26.0	7.9	12.0		
195/75R16C	107/105R		5.0-(5.5)-6.5	27.5	7.7	12.0		
205/65R16C	107/105T		5.5-(6.0)-7.5	26.5	8.2	12.0		
215/65R16C	109/107T		6.0-(6.5)-7.5	27.0	8.7	12.0		
225/65R16C	112/110S		6.0-(6.5)-8.0	27.5	9.0	12.1		
235/65R16C	115/113R		6.5-(7.0)-8.5	28.0	9.4	12.2		
235/65R16C	121/119R		6.5-(7.0)-8.5	28.0	9.4	12.2		*
Ø 15								
195/70R15C	104/102R		5.0-(6.0)-6.5	25.8	7.9	12.0		
225/70R15C	112/110R		6.0-(6.5)-7.5	27.4	9.0	12.1		

* = Coming soon

SIZE	LI./S.R.	LR.	APPROVED RIM	O.D.(in)	O.W.(in)	T.D.(1/32")	UTQG	AVAIL.
------	----------	-----	--------------	----------	----------	-------------	------	--------

DIMAX WINTER SPORT | RUN-FLAT | CAR/CUV/SUV

Ø 20								
255/45RF20	105V	XL, RFT	8.0-(8.5)-9.5	29.1	10.0	10.7		*

Ø 19								
255/50RF19	107V	XL, RFT	7.0-(8.0)-9.0	29.0	10.4	10.7		*
255/55RF19	111V	XL, RFT	7.0-(8.0)-9.0	30.0	10.4	10.7		*

Ø 19								
225/60RF18	104V	XL, RFT	6.0-(6.5)-8.0	28.6	9.1	10.7		*
245/45RF18	100V	XL, RFT	7.5-(8.0)-9.0	26.7	9.6	10.7		*
245/50RF18	100H	RFT	7.0-(7.5)-8.5	27.7	10.0	10.7		*
255/55RF18	109V	XL, RFT	7.0-(8.0)-9.0	29.0	10.4	10.7		*

Ø 18								
225/60RF18	104V	XL, RFT	6.0-(6.5)-8.0	28.6	9.1	10.7		*
245/45RF18	100V	XL, RFT	7.5-(8.0)-9.0	26.7	9.6	10.7		*
245/50RF18	100H	RFT	7.0-(7.5)-8.5	27.7	10.0	10.7		*
255/55RF18	109V	XL, RFT	7.0-(8.0)-9.0	29.0	10.4	10.7		*

Ø 17								
205/45RF17	88V	XL, RFT	6.5-(7.0)-7.5	24.3	8.1	10.7		*
205/50RF17	93H	XL, RFT	5.5-(6.5)-7.5	25.1	8.4	10.7		*
205/55RF17	91H	RFT	5.5-(6.5)-7.5	25.9	8.4	10.7		*
225/45RF17	91H	RFT	7.0-(7.5)-8.5	25.0	8.9	10.7		*
225/50RF17	94V	RFT	6.0-(7.0)-8.0	25.9	9.2	10.7		*
225/55RF17	97H	RFT	6.0-(7.0)-8.0	26.8	9.2	10.7		*
225/60RF17	99H	RFT	6.0-(6.5)-8.0	27.6	9.0	10.7		*

Ø 16								
205/55RF16	91V	RFT	5.5-(6.5)-7.5	24.9	8.4	10.7		*
205/60RF16	92H	RFT	5.5-(6.0)-7.5	25.7	8.2	10.7		*

DIMAX WINTER SPORT | CAR/CUV/SUV

Ø 21								
295/35R21	107V	XL	10.0-(10.5)-11.5	29.1	11.9	10.7		*

Ø 20								
255/45R20	105V	XL	8.0-(8.5)-9.5	29.1	10.0	10.7		*
255/50R20	109V	XL	7.0-(8.0)-9.0	30.1	10.4	10.7		*

Ø 19								
235/35R19	91V	XL	8.0-(8.5)-9.5	25.5	9.4	10.7		*
235/55R19	105V	XL	6.5-(7.5)-8.5	29.2	9.4	10.7		*
255/40R19	100V	XL	8.5-(9.0)-10.0	27.0	10.4	10.7		*
255/50R19	107V	XL	7.0-(8.0)-9.0	29.0	10.4	10.7		*
255/55R19	111V	XL	7.0-(8.0)-9.0	30.0	10.4	10.7		*

* = Coming soon

SIZE	LI./S.R.	LR.	APPROVED RIM	O.D.(in)	O.W.(in)	T.D.(1/32")	UTQG	AVAIL.
------	----------	-----	--------------	----------	----------	-------------	------	--------

Ø 18								
215/55R18	99H	XL	6.0-(7.0)-7.5	27.3	8.9	10.7		*
225/40R18	92V	XL	7.5-(8.0)-9.0	25.1	9.1	10.7		*
225/45R18	95W	XL	7.0-(7.5)-8.5	26.0	9.1	10.7		*
225/55R18	102H	XL	6.0-(7.0)-8.0	27.8	9.1	10.7		*
225/60R18	104V	XL	6.0-(6.5)-8.0	28.6	9.1	10.7		*
235/50R18	101V	XL	6.5-(7.5)-8.5	27.3	9.6	10.7		*
235/55R18	104H	XL	6.5-(7.5)-8.5	28.1	9.6	10.7		*
235/60R18	107V	XL	6.5-(7.0)-8.5	29.1	9.4	10.7		*
245/40R18	97V	XL	8.0-(8.5)-9.5	25.7	9.6	10.7		*
245/45R18	100V	XL	7.5-(8.0)-9.0	26.7	9.6	10.7		*
245/50R18	104V	XL	7.0-(7.5)-8.5	27.7	10.0	10.7		*
255/55R18	109V	XL	7.0-(8.0)-9.0	29.0	10.4	10.7		*

Ø 17								
205/45R17	88V	XL	6.5-(7.0)-7.5	24.3	8.1	10.7		*
205/50R17	93V	XL	5.5-(6.5)-7.5	25.1	8.4	10.7		*
205/55R17	95V	XL	5.5-(6.5)-7.5	25.9	8.4	10.7		*
215/45R17	91V	XL	(7.0)-8.0	24.6	8.4	10.7		*
215/50R17	95V	XL	6.0-(7.0)-7.5	25.5	8.5	10.7		*
215/55R17	98V	XL	6.0-(7.0)-7.5	26.3	8.9	10.7		*
215/60R17	100H	XL	6.0-(6.5)-7.5	27.2	8.7	10.7		*
215/65R17	103H	XL	6.0-(6.5)-7.5	28.0	8.7	10.7		*
225/45R17	94V	XL	7.0-(7.5)-8.5	25.0	8.9	10.7		*
225/50R17	98V	XL	6.0-(7.0)-8.0	25.9	9.2	10.7		*
225/55R17	101V	XL	6.0-(7.0)-8.0	26.8	9.2	10.7		*
225/60R17	103H	XL	6.0-(6.5)-8.0	27.6	9.0	10.7		*
225/65R17	106H	XL	6.0-(6.5)-8.0	28.5	9.0	10.7		*
235/45R17	97V	XL	7.5-(8.0)-9.0	25.4	9.3	10.7		*
235/55R17	103H	XL	6.5-(7.5)-8.5	27.2	9.6	10.7		*
235/65R17	108H	XL	6.5-(7.0)-8.5	29.1	9.4	10.7		*

Ø 16								
195/55R16	91H	XL	5.5-(6.0)-7.0	24.4	7.9	10.7		*
205/55R16	91H		5.5-(6.5)-7.5	24.9	8.4	10.7		*
205/55R16	94V	XL	5.5-(6.5)-7.5	24.9	8.4	10.7		*
205/60R16	96H	XL	5.5-(6.0)-7.5	25.7	8.2	10.7		*
215/55R16	97V	XL	6.0-(7.0)-7.5	25.3	8.9	10.7		*
215/60R16	99H	XL	6.0-(6.5)-7.5	26.1	8.7	10.7		*
215/65R16	102H	XL	6.0-(6.5)-7.5	27.0	8.7	10.7		*
215/70R16	100H		5.5-(6.5)-7.0	27.9	8.7	10.7		*
225/55R16	99H	XL	6.0-(7.0)-8.0	25.7	9.2	10.7		*
225/70R16	107H	XL	6.0-(6.5)-7.5	28.4	9.0	10.7		*
235/60R16	100H		6.5-(7.0)-8.5	27.1	9.4	10.7		*
235/70R16	106H		6.0-(7.0)-8.0	29.0	9.4	10.7		*

* = Coming soon

SIZE	LI/S.R.	L.R.	APPROVED RIM	O.D.(in)	O.W.(in)	T.D.(1/32")	UTQG	AVAIL.
CENTIGRADE/CENTIGRADE PLUS CAR/CUV/SUV								
Ø 19								
255/50R19	107V	XL	7.0-(8.0)-9.0	29.1	10.4	11.6		
Ø 18								
225/40R18	92V	XL	7.5-(8.0)-9.0	25.1	9.1	11.3		
235/60R18	107H	XL	6.5-(7.0)-8.5	29.1	9.4	11.6		
245/45R18	100V	XL	7.5-(8.0)-9.0	26.7	9.6	11.6		
255/55R18	109H	XL	7.0-(8.0)-9.0	29.0	10.4	11.6		
Ø 17								
205/50R17	93H	XL	5.5-(6.5)-7.5	25.1	8.4	11.0		
205/50R17	93V	XL	5.5-(6.5)-7.5	25.1	8.4	11.0		
215/55R17	94H		6.0-(7.0)-7.5	26.3	8.9	11.0		
215/55R17	98H	XL	6.0-(7.0)-7.5	26.3	8.9	11.0		
215/60R17	100H	XL	6.0-(6.5)-7.5	27.2	8.7	11.0		
225/45R17	91H		7.0-(7.5)-8.5	25.0	8.9	11.3		
225/45R17	94V	XL	7.0-(7.5)-8.5	25.0	8.9	11.3		
225/50R17	94H		6.0-(7.0)-8.0	25.9	9.2	11.0		
225/50R17	98H	XL	6.0-(7.0)-8.0	25.9	9.2	11.0		
225/50R17	98V	XL	6.0-(7.0)-8.0	25.9	9.2	11.0		
225/55R17	97H		6.0-(7.0)-8.0	26.8	9.2	11.0		
225/55R17	101V	XL	6.0-(7.0)-8.0	26.8	9.2	11.0		
225/60R17	103H	XL	6.0-(6.5)-8.0	27.6	9.0	11.3		
225/65R17	106H	XL	6.0-(6.5)-8.0	28.5	9.0	11.0		
235/60R17	106H	XL	6.5-(7.0)-8.5	28.1	9.4	11.6		
235/65R17	108H	XL	6.5-(7.0)-8.5	29.1	9.2	12.0		
265/65R17	116H	XL	7.5-(8.0)-9.5	30.6	10.7	11.6		
Ø 16								
195/55R16	91H	XL	5.5-(6.0)-7.0	24.4	7.9	11.0		
205/55R16	91T		5.5-(6.5)-7.5	24.9	8.4	11.3		
205/55R16	91H		5.5-(6.5)-7.5	24.9	8.4	11.3		
205/55R16	94H	XL	5.5-(6.5)-7.5	24.9	8.4	11.3		
205/60R16	92H		5.5-(6.0)-7.5	25.7	8.2	11.0		
205/60R16	96H	XL	5.5-(6.0)-7.5	25.7	8.2	11.0		
215/55R16	97H	XL	6.0-(7.0)-7.5	25.3	8.9	11.0		
215/60R16	99H	XL	6.0-(6.5)-7.5	26.1	8.7	11.0		
215/65R16	98H		6.0-(6.5)-7.5	27.0	8.7	11.0		
215/65R16	102H	XL	6.0-(6.5)-7.5	27.0	8.7	11.0		
215/70R16	104H	XL	5.5-(6.5)-7.0	27.9	8.7	11.0		
225/55R16	99H	XL	6.0-(7.0)-8.0	25.7	9.2	11.0		
245/70R16	111H	XL	6.5-(7.0)-8.0	29.5	9.8	11.6		
Ø 15								
175/65R15	84T		(5.0)-6.0	24.0	7.0	10.6		
185/60R15	88H	XL	5.0-(5.5)-6.5	23.7	7.4	10.7		
185/65R15	88T		5.0-(5.5)-6.5	24.4	7.4	10.7		
185/65R15	92T	XL	5.0-(5.5)-6.5	24.4	7.4	10.7		
195/50R15	82H		5.5-(6.0)-7.0	22.7	7.9	11.0		

* = Coming soon

SIZE	LI/S.R.	L.R.	APPROVED RIM	O.D.(in)	O.W.(in)	T.D.(1/32")	UTQG	AVAIL.
Ø 15								
195/55R15	85H		5.5-(6.0)-7.0	23.4	7.9	11.0		
195/60R15	88T		5.5-(6.0)-7.0	24.2	7.9	11.0		
195/65R15	91T		5.5-(6.0)-7.0	25.0	7.9	11.0		
195/65R15	91H		5.5-(6.0)-7.0	25.0	7.9	11.0		
195/65R15	95H	XL	5.5-(6.0)-7.0	25.0	7.9	11.0		
205/65R15	94T		5.5-(6.0)-7.5	25.5	8.2	11.0		
Ø 14								
165/70R14	81T		4.0-(5.0)-5.5	23.1	6.7	10.6		
175/65R14	82T		(5.0)-6.0	23.0	7.0	10.6		
175/70R14	84T		4.5-(5.0)-6.0	23.7	7.0	10.6		
175/70R14	88T	XL	4.5-(5.0)-6.0	23.7	7.0	10.6		
185/60R14	82T		5.0-(5.5)-6.5	22.8	7.4	10.7		
185/65R14	86T		5.0-(5.5)-6.5	23.5	7.4	10.7		
ARGONITE WINTER SPORT VAN								
Ø 17								
215/60R17C	109/107T		6.0-(6.5)-7.5	27.2	8.7	12.0		*
225/55R17C	109/107H		6.0-(7.0)-8.0	26.8	9.0	12.1		*
235/60R17C	117/115R		6.5-(7.0)-8.5	28.1	9.4	12.2		*
Ø 16								
195/65R16C	104/102R		5.5-(6.0)-7.0	26.0	7.9	12.0		*
195/75R16C	107/105R		5.0-(5.5)-6.5	27.5	7.7	12.0		*
205/65R16C	107/105T		5.5-(6.0)-7.5	26.3	8.2	13.0		*
215/65R16C	109/107T		6.0-(6.5)-7.5	27.0	8.7	12.0		*
225/65R16C	112/110S		6.0-(6.5)-8.0	27.5	9.0	12.1		*
235/65R16C	115/113R		6.5-(7.0)-8.5	27.9	9.4	13.0		*
235/65R16C	121/119R		6.5-(7.0)-8.5	27.9	9.4	13.0		*
Ø 15								
195/70R15C	104/102R		5.0-(6.0)-6.5	25.7	7.9	13.0		*
225/70R15C	112/110R		6.0-(6.5)-7.5	27.3	9.0	13.0		*
CENTIGRADE CARGO VAN								
Ø 16								
185/75R16C	104/102R		4.5-(5.5)-6.0	26.9	7.2	11.3		
195/65R16C	104/102R		5.5-(6.0)-7.0	26.0	7.9	12.0		
195/75R16C	107/105R		5.0-(5.5)-6.5	27.5	7.7	12.0		
205/65R16C	107/105R		5.5-(6.0)-7.5	26.5	8.2	12.0		
215/65R16C	109/107R		6.0-(6.5)-7.5	27.0	8.7	12.0		
235/65R16C	115/113R		6.5-(7.0)-8.5	28.0	9.4	12.0		
235/65R16C	121/119R		6.5-(7.0)-8.5	28.0	9.4	12.0		
Ø 15								
195/70R15C	104/102R		5.0-(6.0)-6.5	25.8	7.9	12.0		
215/70R15C	109/107R		5.5-(6.5)-7.0	26.9	8.7	12.0		
225/70R15C	112/110R		6.0-(6.5)-7.5	27.4	9.0	12.0		

* = Coming soon

SIZE	LI./S.R.	LR.	APPROVED RIM	O.D.(in)	O.W.(in)	T.D.(1/32")	UTQG	AVAIL.
RW-5 ICE / ICE SUV CAR/CUV/SUV								
Ø 19								
235/55R19	101T		6.5-(7.5)-8.5	29.2	9.6	11.3		
245/55R19	103T		7.0-(7.5)-8.5	29.6	10.0	11.3		
Ø 18								
215/55R18	95T		6.0-(7.0)-7.5	27.3	8.9	11.3		
225/55R18	98T		6.0-(7.0)-8.0	27.8	9.3	11.3		
235/50R18	97T		6.5-(7.5)-8.5	27.3	9.6	11.3		
235/55R18	100T		6.5-(7.5)-8.5	28.1	9.6	11.3		
235/65R18	106T		6.5-(7.0)-8.5	30.0	9.6	11.3		
245/45R18	100T	XL	7.5-(8.0)-9.0	26.7	9.6	11.0		
245/60R18	105T		(7.0)-8.5	29.6	10.0	11.3		
Ø 17								
215/50R17	91T		6.0-(7.0)-7.5	25.5	8.9	11.0		
225/55R17	101R	XL	6.0-(7.0)-8.0	26.8	9.3	11.0		
225/60R17	99T		6.0-(6.5)-8.0	27.6	9.3	11.3		
245/45R17	95T		7.5-(8.0)-9.0	25.7	9.6	11.0		
245/65R17	107T		(7.0)-8.5	29.5	9.8	11.3		
265/65R17	112T		7.5-(8.0)-9.5	30.6	10.7	11.3		
Ø 16								
195/55R16	87T		5.5-(6.0)-7.0	24.4	7.9	11.0		
205/55R16	91T		5.5-(6.5)-7.5	24.9	8.4	10.6		
205/55R16	94T	XL	5.5-(6.5)-7.5	24.9	8.4	10.6		
205/60R16	96T	XL	5.5-(6.0)-7.5	25.7	8.2	11.0		
215/60R16	99T	XL	6.0-(6.5)-7.5	26.1	8.7	10.7		
265/70R16	112T		7.0-(8.0)-9.0	30.6	10.7	11.3		
Ø 15								
185/60R15	84T		5.0-(5.5)-6.5	23.7	7.4	11.0		
195/65R15	91T		5.5-(6.0)-7.0	25.0	7.9	10.5		
235/75R15	105T		6.0-(6.5)-8.0	28.9	9.3	11.3		
Ø 14								
175/70R14	84T		4.5-(5.0)-6.0	23.7	7.0	11.0		
185/60R14	82T		5.0-(5.5)-6.5	22.8	7.4	10.3		
Ø 13								
155/65R13	73T		(4.5)-5.5	20.9	6.2	11.0		

* = Coming soon

ELIGIBILITY

- This limited warranty applies to the original purchaser of a replacement Radar Tires passenger or light truck tire bearing the DOT mark and is not transferable.
- Eligible tires must be purchased new and used on the vehicle that they were originally installed on.
- Proof of purchase is required for all warranty claims.
- The tires must be the size, load index, and speed rating equivalent or an acceptable alternative as specified by the vehicle manufacturer.

WORKMANSHIP & MATERIALS WARRANTY

If a tire becomes unserviceable due to workmanship or material anomalies during the initial warranty period, which is one year from the date of original retail purchase of the replacement tires (purchase receipt required) or within the first 2/32" (16mm) of the original usable tread, whichever occurs first, the tire will be replaced to the owner free of charge.

To receive consideration for warranty coverage, tires must be returned to an authorized Radar Tires dealer. Technicians designated by Radar Tires will make the final determination regarding qualification for Workmanship and Materials coverage on tires submitted to Radar Tires via authorized channels.

If the tire is presented for ride related anomalies, the warranty period is one year from the date of original retail purchase of the vehicle or purchase of replacement tires (purchase receipt required) or within the first 1.6mm of the original usable tread, whichever occurs first. The owner must pay for any associated service charges, including costs associated with mounting and balancing in both the aforementioned cases.

WHAT IS NOT COVERED

All warranties will be null and void if any of the following conditions are found to exist:

- Tires transferred from the vehicle on which they were originally installed.
- Tires acquired as used (tires purchased used, equipped on a pre-owned vehicle etc.)
- Tires used in any commercial application (i.e. Tires used for taxi service, delivery etc.)
- Misapplication (insufficient Speed Rating, Load Index, undersized or oversized tires, etc.)
- Tires damaged from improper mounting/dismounting.
- Tires damaged from dealer/retailer services: mounting, dismounting, balancing, studding, tire rotation or wheel alignment.
- Passenger tires used on commercial vehicles or used in commercial applications.
- Tires in which anything other than air or nitrogen has been used as the inflation medium.
- Tires injected with liquid balancer or sealant or any other balancing/sealing material or insert.
- Tires which have been modified by the addition or removal of material or any tire intentionally altered to change its appearance.
- Tires which become unserviceable because of tire operation in excess of tire/wheel manufacturers' specifications and recommendations, including spinning.
- Tires improperly repaired or with repairs not conforming to relevant rubber manufacturers association standards, or with section repairs, or with a self-vulcanizing plug only or patch only.
- Tires which have been altered in any manner (recapped, retreaded, regrooved, additional siping, buffing, stud pin holes etc.)
- Tires used in racing or other competitive events, or in off-road applications.
- Multiple tires removed when only one tire can be claimed, or is suspect of a claim.
- Ride complaints after the first 1.6mm of tread wear.
- Tire complaints because of mechanical irregularities in the vehicle such as misalignment, defective brakes, defective shock absorbers or struts, or improper rims etc.
- Tires damaged by fire, chemical corrosion, vandalism, wrecks, chains, theft, run while flat, underinflated, overinflated or abused during servicing.
- Tires affected by flat spotting caused by improper transport or storage or hard braking/driving (showing as irregular wear).
- Tires which become unserviceable because of road hazard injuries (e.g., nails, glass, metal objects) or other penetrations or snags, bruises or impact damage.
- Tires with weather / ozone cracking over (4) four years from date of manufacture or date of purchase. Proof of purchase is required. Without proof of purchase the warranty will be four years from the manufactured date (DOT).
- Summer tires which develop surface cracks due to use in low ambient temperatures.

WARRANTY PERIOD

This warranty policy shall not apply to tires five (5) years or older from the date of manufacture or three (3) years or older from the original date of purchase. Adjustments will be made on a pro rata basis determined on tread wear and tire age.

OWNER'S OBLIGATION

- In order to be eligible for the limited warranty service, the owner must:
- Present the warrantable tire to an authorized Radar Tires dealer ideally from whom the original purchase was made.
 - Submit or present a copy of the original purchase receipt with documented automobile mileage at time of tire installation and of tire dismounting.
 - Submit a tire rotation record showing that all tires have been rotated at least every 6,000 to 8,000 miles.
 - Present all receipts to the authorized Radar Tires dealer reflecting all required services as recommended by the vehicle manufacturer. The costs related to mounting, balancing and any other service charges including applicable taxes are not covered under this warranty.
 - Complete and sign the Radar Tires claim adjustment form provided by the dealer, keep a copy for your records and leave the tire with the dealer for warranty processing.

DISCLAIMER

This warranty or any warranty stated or referred to herein is exclusive and in lieu of any other warranty regarding the quality of the tires, whether expressed or implied and remedies for breach thereof shall be limited to those specifically provided herein.

HOW TO MAKE A CLAIM UNDER THIS WARRANTY

The owner, when making a claim under the terms of this warranty, must present the tire along with proof of purchase to any authorized Radar Tires dealer. If further assistance or information is needed, please write to us on info@omni-united.com

LEGEND

GENERAL

L.I. = Load Index, **S.R.** = Speed Rating, **L.R.** = Load Range, **O.D.** = Overall Diameter, **O.W.** = Overall Width, **T.D.** = Tread Depth, **UTQG** = Uniform Tire Quality Grading, **Avail.** = Available, * = Coming soon

SPEED RATING

M = 81 mph, **N** = 87 mph, **P** = 93 mph, **Q** = 99 mph, **R** = 106 mph, **S** = 112 mph, **T** = 118 mph, **U** = 124 mph, **H** = 130 mph, **V** = 149 mph, **W** = 168 mph, **Y** = 186 mph

LOAD RANGE

SL = Standard Load, **XL** = Extra Load, **RFT** = Run-Flat Tire

MARKINGS

M+S = Mud and Snow, **3PMSF** = Three Peak Mountain Snowflake



Omni United USA
5350 Birch Pointe Drive, Interlochen, Michigan 49643
www.omni-united.com | info@omni-united.com